



3rd Advanced Course on Knee Surgery

January 17th - 22nd 2010

Scientific Committee

F. KELBERINE (France)
P. LANDREAU (France)
P. LOBENHOFFER (Germany)
P. NEYRET (France)
R. SEIL (Luxembourg)
J. VICTOR (Belgium)

Faculty

F. ALMQVIST (Belgium)
N. AMENDOLA (USA)
J-N. ARGENSON (France)
P. BEAUFILS (France)
F. BENAZZO (Italy)
D. DEJOUR (France)
L. ENGBRETSSEN (Norway)
G. ENGH (U.S.A.)
B. KLOS (Netherland)
J. MENETREY (Switzerland)
G. VAN HELLEMONDT (Belgium)
A. WILLIAMS (U.K.)

Featuring

P. CHAMBAT (France)
H. CHARLES (France)
F. MONTSERRAT (Spain)
S. PLAWESKI (France)
J. SEEGER (Germany)



Anatomical ACL repair

Intra articular proximal tibia fractures

*Knee arthroplasty : Choice of materials and
fixation*

*Surgical options in unicompartmental
arthritis (lateral, medial, patellofemoral)*

Patellofemoral instability


Val d'Isère
CENTRE DES CONGRÈS





3rd Advanced Course on Knee Surgery

January 17th - 22nd 2010

For the third advanced course in knee surgery, we enlarged the faculty with very famous European and US knee surgeons; having a glance on the faculty underlines the expected level of the meeting.

The format will change.

The lectures will be more numerous and shorter.

- Basics will be considered first and a current concept reported by an expert will start each day.

- A larger place will be dedicated to techniques with « how I do » lectures.

- video sessions (e.g. re-live surgery)

- mini-battles and controversial topics

- interactive clinical cases

- future trends in each field

- A take home message will conclude the sessions.

As usual, a place for industry with workshops and specific sessions will be plenty included in the program.

We would like to make an attractive program focused on the daily practice for orthopaedist surgeons.

A large time for discussion will remain our special touch where lecturers, attendees and representatives of companies are able to share their knowledge about knee surgery.

We want to make this conference fruitful and friendly.

Join us to the top in Val d'Isère on January 2010.

François Kelberine & Philippe Landreau
Course Co chairmen

January 17th Sunday 4.30 / 6.30 pm

How I harvest : tips and tricks

- Hamstring tendons
- BTB
- Quad tendon

P Landreau
R Seil
H Charles

Difficult meniscectomy :

How I do

P Beaufils

Bony surface anatomy of human knee

J Victor

Why I choose this type of prosthesis ?

F Benazzo, F Kelberine

Knee imaging

Current concept

G Van Hellemond

Monday 18th : Anatomic ACL Repair

8.00 am to 9.30 am

Anatomy of the ACL

My intra-articular landmarks

Do we rebuild a real new ligament (ligamentization) ?

Kinematics of native Knee

Kinematics of reconstructed (single and double) ACL

Laximetry : from X-rays to new devices

Focus on knee rotation

D Dejour
P Neyret
J Menetrey
J Victor
A Williams
F Kelberine
R Seil

9.30 am Coffee break

10.00 am to 11.15 am

Special lecture : What I have learned from 30 years of ACL reconstruction

Technique of double bundle repair :

How I do Video

Choice of graft for double bundle ?

Double-bundle reconstruction : pitfalls, traps and solutions

P Chambat
F Benazzo, B Klos
B Klos
P Landreau

11.15 am to 12.00 am Industry session

12.00 am to 2.00 pm Workshop (with lunch)

4.30 pm to 5.30 pm

Results of ACL double bundle reconstruction in 2010 : meta-analysis

Partial rupture : Clinical and Imaging diagnostic

How I do a partial repair ?

Partial or complete reconstruction ?

Video

Debate

N Amendola, L Engebretsen
F Benazzo
J Victor
P Beaufils, R Seil

5.30 pm Coffee break

6.00 pm to 7.30 pm

Revision of failed double bundle reconstruction

Revision of single by double

Place for augmentation ? Hot topic

Double bundle : decision making for all, selected or none patients ?

Single bundle is still the gold standard

Navigation for ACL: science or daily surgery?

Debate

Minibattle

B Klos
S Plaweski
P Beaufils
N Amendola, L Engebretsen
L Engebretsen, N Amendola
F Kelberine, B Klos
B Klos



Tuesday 19th : Intra articular proximal tibia fractures

8.00 am to 9.30 am

Biomechanics & vascularization of native bone

Current concept and classification

Clinical check

Imaging

Internal fixation (minimal ORIF, nail, locking plates,...) : rationale of implants

External fixation

P Beaufils

P Lobenhoffer

R Seil

G Van Hellemond

P Lobenhoffer

P Beaufils

9.30 am Coffee break

10.00 am to 11.15 am

Approaches (classic, MIS, arthroscopy)

I fix a non complicated lesion

- a split fracture
- a depression fracture
- a split-depression fracture
- a bicondylar fracture

Mini Battle

How I do

P Beaufils, P Lobenhoffer, J Menetrey

N Amendola

P Beaufils

P Lobenhoffer

L Engebretsen

11.00 am to 12.00 am Industry session

12.00 am to 2.00 pm Workshop (with lunch)

4.30 pm to 5.30 pm

Postoperative courses (prevention and rehab)

Do we need graft (bone, bone substitute or cement)

Treatment of soft tissue combined lesions (meniscus, ligaments, patellar tendon)

How I deal in emergency with a cartilage and/or bone defect

Complex cases : porotic bone, distal extended lesion, multiple lower limb fractures

F Benazzo

J Menetrey

P Lobenhoffer

L Engebretsen

R Seil

5.30 pm Coffee break

6.00 pm to 7.30 pm

Treatment of infection

Treatment of nonunion

Malunion (extra and intraarticular)

Is there a place for arthroplasty in acute cases ?

Hot topic

F Benazzo

G Van Hellemond


N Amendola

J Victor

Clinical cases presentation

Take home message (algorithm)

P Lobenhoffer



3rd Advanced Course on Knee Surgery

Wednesday 20th AM : Knee Arthroplasty : Choice of materials and fixation

8.00^{am} to 9.20^{am}

Different cementless fixation

P Neyret

Influence of HAP (other biological enhancement)

The role of backside wear in osteolysis and the influence of fixation

G Engh

How I do a cement fixation

Video

F Almqvist

9.20^{am} Coffee break

9.50^{am} to 11.00^{am}

The role of bearing surfaces : Chrome cobalt, ceramics, titanium

G Van Hellemond

PE properties (The major role of...)

Hot topic

G Engh

Full polyE

P Neyret

My algorithm for material and fixation

(BMI, sex, age, bone,...)

Debate

G Engh, J Victor

11.00^{am} to 12.00^{am} Industry session : LIMA

Wear Analysis and Functional Results of an ACL Substituting TKR at Five Years

W A Hodge (USA)

12.00^{am} to 2.00^{pm} Workshop (with lunch)

Wednesday 20th PM : Surgical options in unicompartmental arthritis (I)

4.30^{pm} to 5.30^{pm}

Biomechanics of unicompartmental arthrosis (FT+FP)

J Victor

Imaging assessment (FT + FP)

J Menetrey

Femorotibial arthritis

Arthroscopic debridement : technique, Indication and results

L Engebretsen

Meniscus allograft, CMI Cartilage restoration

Hot topic

F Almqvist

Clinical criteriae for the choice of osteotomy

D Dejour

Anatomical criteriae : tibial or femoral for medial or lateral arthritis

P Neyret

5.30^{pm} Coffee break

6.00^{pm} to 7.30^{pm}

How I do an opening wedge HTO

Video

P Lobenhoffer

Choice of spacer material

A Williams

How I do a closing wedge HTO

Video

P Neyret

How I do a dome HTO

Video


F Montserrat

Round table : Post operative course related to fixation

N Amendola, F Kelberine, J Menetrey

How I do an opening wedge femoral osteotomy for a valgus **Video**

P Neyret



3rd Advanced Course on Knee Surgery

Thursday 21st : Surgical options in Unicompartmental Arthritis (II)

8.00^{am} to 9.30^{am}

Results of osteotomy : review of literature
Osteotomy versus uni : limits and indications
Uni spacer : the solution ?
Tissue guided surgery (medial Uni)
How I do a lateral uni arthroplasty

Debate
Hot topic

N Amendola
JN Argenson, A Williams
J Seeger
G Engh
JN Argensen

9.30^{am} Coffee break

9.50^{am} to 11.00^{am}

Full PE, metal back, mobile bearing
Results of UKA : review of literature
Combined ligament deficiency : surgical options

Debate
Hot topic
Clinical cases presentation

F Almqvist, JN Argenson, G Engh
P Lobenhoffer
A Williams

11.00^{am} to 12.00^{am} Industry session

12.00^{am} to 2.00^{pm} Workshop (with lunch)

4.30^{pm} to 5.30^{pm}

FP Arthritis

Classification
Place of arthroscopic treatment in FP arthritis
How I do a Maquet's osteotomy
Facetectomy, Abrasion, Patellectomy : Indications and techniques **Video**


R Seil
F Kelberine
P Landreau
D Dejour

5.30^{pm} Coffee break

6.00^{pm} to 7.30^{pm}

Different types of prosthesis
How I do FP arthroplasty **Video**
Results review of literature
Round table about indications **Clinical cases**
Hot topic : The place for TKA in unicompartimental arthritis ?

F Almqvist
D Dejour
G Engh
JN Argenson, P Beaufils, D Dejour, G Engh
A Williams



3rd Advanced Course on Knee Surgery

Friday 22nd : Patellofemoral Instability

8.00 am to 9.30 am

Anatomy and Kinematics : bone & soft tissue stabilizers

First time patellar dislocation : epidemiology, assessment, initial treatment

How I deal with chondral or chondral lesions associated with acute dislocation

Chronic patellofemoral instability : clinical spectrum and classification

Imaging assessment

Conservative vs operative treatment

in occasional dislocations

Mini battle

J Menetrey

F Benazzo

F Almqvist

P Neyret

P Landreau

N Amendola, D Dejour

9.30 am Coffee break

10.00am to 11.15am

Arthroscopic lateral release : Technique, indication, results

Isometry of the MPFL : rationale for double bundle repair

How I do a MPFL reconstruction

Video

How I do a tibial tubercle osteotomy

Trochleoplasty : different techniques, indications, risks, results

How I do a Trochleoplasty

Video

F Kelberine

J Victor

G Van Hellemond

JN Argenson

P Landreau

D Dejour

11.15am to 12.00am Industry session

12.00am to 2.00pm Workshop (with lunch)

4.30pm to 5.30pm

PF instability : surgical results with review of literature

Surgery for AKP after failed conservative treatment

Debate

Take home message (algorithm)

Special case : PF instability after TKA


G Van Hellemond

D Dejour, P Landreau, G van Hellemond

F Kelberine

A Williams

5.30pm Adjourn





3rd Advanced Course on Knee Surgery

GENERAL INFORMATION

Registration opening

The registration desk will be open on
Saturday 16TH January 2010

Course opening hours

8.00 am to 11.00 am
4.30 pm to 7.30 pm

Workshop and Industry Sessions

11.00 am to 4.30 pm

Exhibition Opening Hours

8.00 am to 8.00 pm

Language

The official language of the course is
English. There shall be no simultaneous
translation.

Registration

On-line registration is available for
individuals on **www.valdisere-congres.com**
Early registration is recommended. Badges,
certificate of attendance and all necessary
congress documents will be given at the
registration desk starting on Sunday 17th,
January 2010.

Registration fees

The registration fee is 700€ including attendance
to course and Workshops.

The registration fee is 700€ until the 30th
October 2009 and 900€ after the 30th October
2009. Payment must be made in euros only.
Upon receipt of your valid registration (with full
payment), a confirmation will be sent. Please
bring your confirmation registration in Val d'Isère
with your identity card.

Cancellation Policy

*Cancellations must be made in writing and
subject to the following conditions :*

*before 22/11/2009 : 50 %
after 22/11/2009 : no refund*

Social activities for accompanying persons

For any information, please contact the
Convention Centre.

Catering

Coffee breaks will be offered on the exhibition
area.

ACCESS TO VAL D'ISERE

By Road :

Motorway (A43) and expressway up to Moutiers then national road (RN90) to
Bourg Saint Maurice, then Val d'Isère (65 km from Moutiers).

By Plane :

Lyon St Exupéry or Geneva International airport. From the airport to Val d'Isère : regular buses or taxis.
To get a special discount on your flight tickets : please contact your travel agency with the reference to be
quoted : 07107AF/ or book on Website link : <http://212.180.103.17/mice/connect.jsf?eid=07107AF>



By Train :

TGV to Bourg Saint Maurice on week ends, then shuttle bus or taxi to Val d'Isère (30 min).
To get 20% discount on first and second class seats, contact the Convention Centre





www.kneecourse.com

INFORMATION AND LOCATION

Congress Centre Henri Oreiller

Val d'Isère – French Alps

Tel : (33) 04 79 06 21 23 – Fax : (33) 04 79 06 19 04

www.kneecourse.com

knee2010@valdisere-congres.com