


3rd Advanced Course on Knee Surgery
 January 17th - 22nd 2010

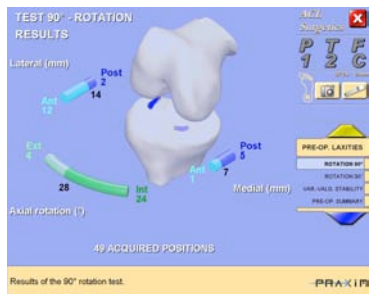
DB placement
 Burt Klos , Netherland



- PL
- AM
- PTB
- Ham



Rotation vs translation

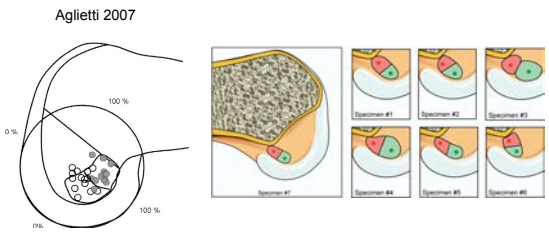


TEST 90° - ROTATION RESULTS
 Lateral (mm): Ant 12, Post 14, Ext 4, Int 28, Medial (mm): Post 5, Int 7
 Axial rotation (°): 49 ACQUIRED POSITIONS
 Results of the 90° rotation test. - PRAKIB

SB > DB

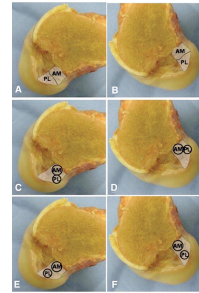
- Change to AM portal placement
- Increased flexion needs 90 > 120
- Consider to drill femur first
- Suture retriever / two color sutures
- Training

Aglietti 2007

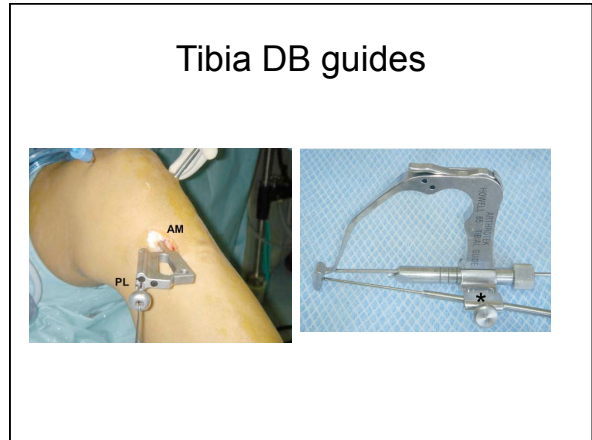



COLOMBET 2006

Placement in flexion 100 degrees



Zantop , Fu 2008 AJSM



Consider CAOS

- Intra operative guidance
- Fu / Imhof /Ishibashi
- Rotation check preop /postop
 - Need for DB in individual patient
 - Improvement of rotation (quality control)

