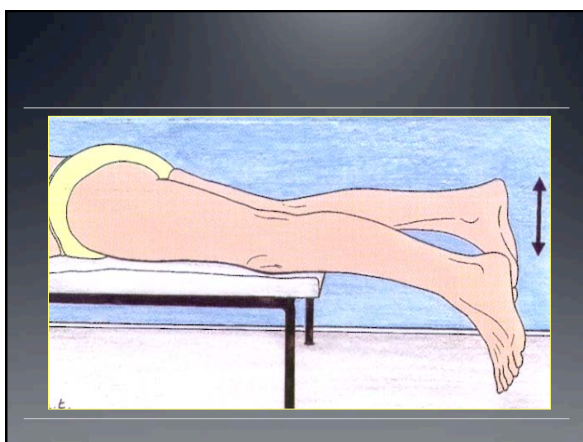
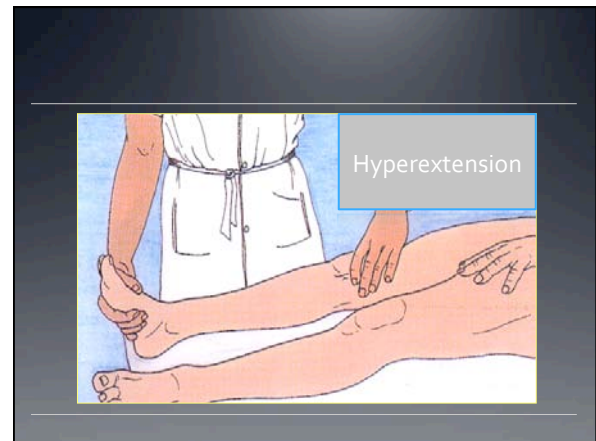
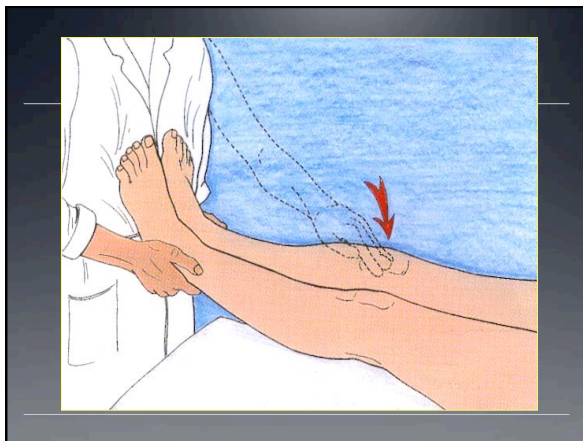
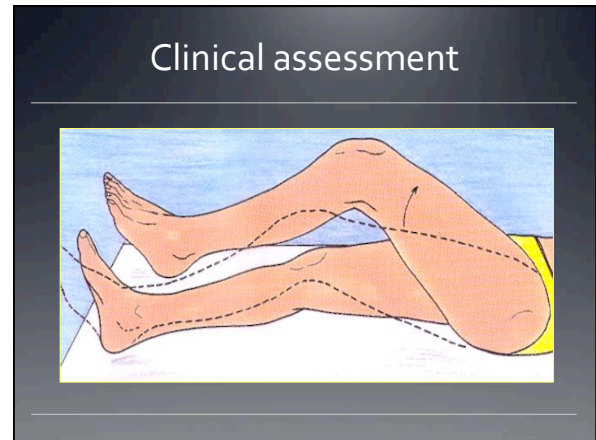


## Stiff knee: Clinical assessment and imaging

SOFMOT - SOFMER  
Ph.Neyret  
V.Duthon  
  
E Servien G Derney

Centre A Trillat  
103 Grande rue de la Croix-Rousse  
69004 Lyon-France  
philippe.neyret@chu-lyon.fr

### Classification

<u>Clinical classification</u>	<u>Anatomical classification</u>
- Flexion	- Intra-articular
- Extension	capsule
- Both:	joint cavity
complex regional pain syndrome (CRPS)	- Extra-articular
infrapatellar contracture syndrome (IPCS)	

